

# **Attachment B**

<b>Selected Drawings</b>
--------------------------

# Macquarie Street East Precinct

## State Library Public Domain

### Integrated Development Application

### Landscape

#### DRAWING SHEETS

**LD-000** Cover Page & Drawing List  
**LD-001** General Arrangement Plan

**LD-100** Tree Management Plan

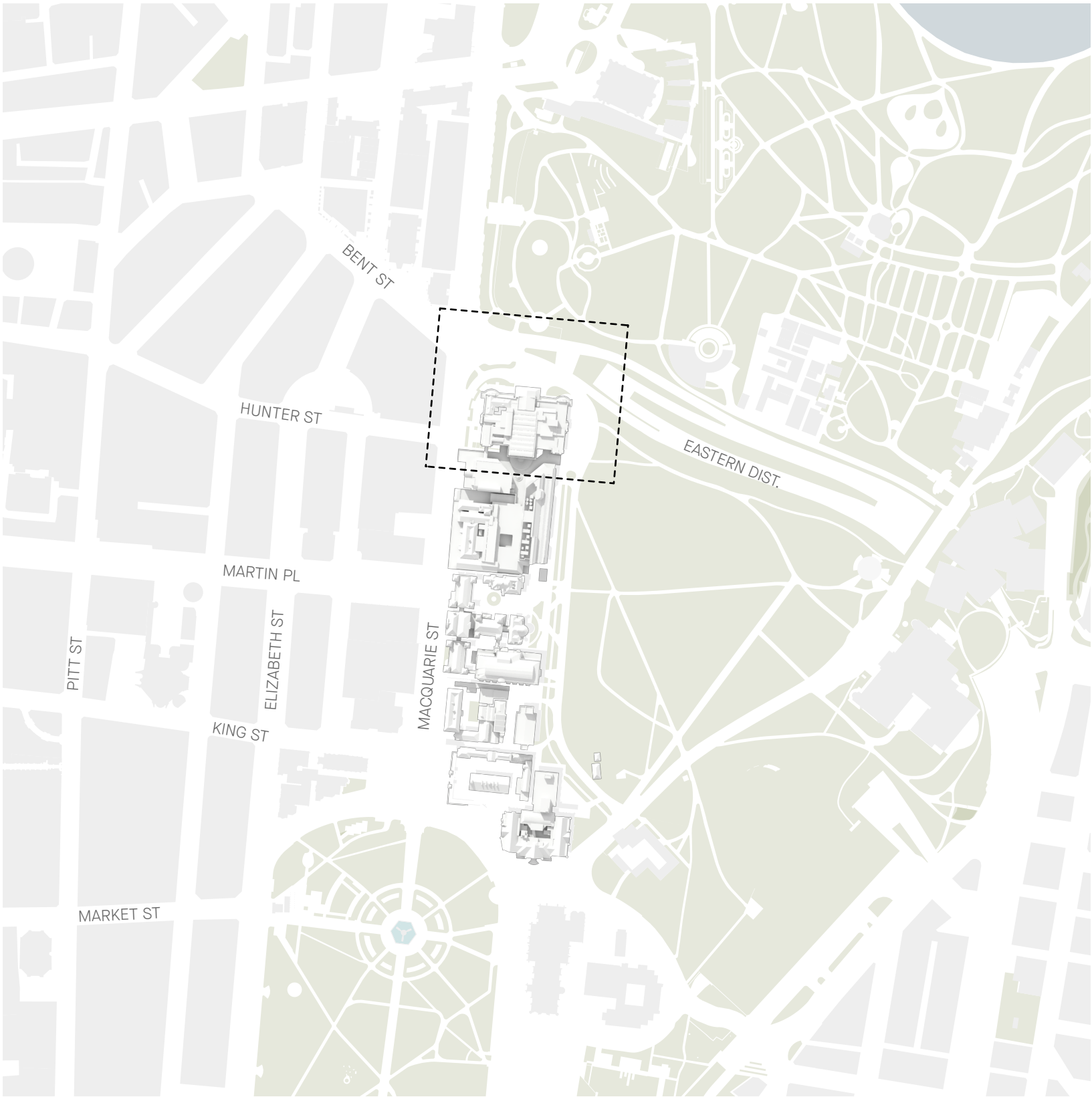
**LD-200** Landscape Plan 1  
**LD-201** Landscape Plan 2

**LD-300** Legend

**LD-400** Levels & Finishes 1  
**LD-401** Levels & Finishes 2  
**LD-402** Trees & Planting 1  
**LD-403** Trees & Planting 2  
**LD-404** Furniture & Fixtures

**LD-500** Sections 1  
**LD-501** Sections 2  
**LD-502** Sections 3  
**LD-503** Sections 4

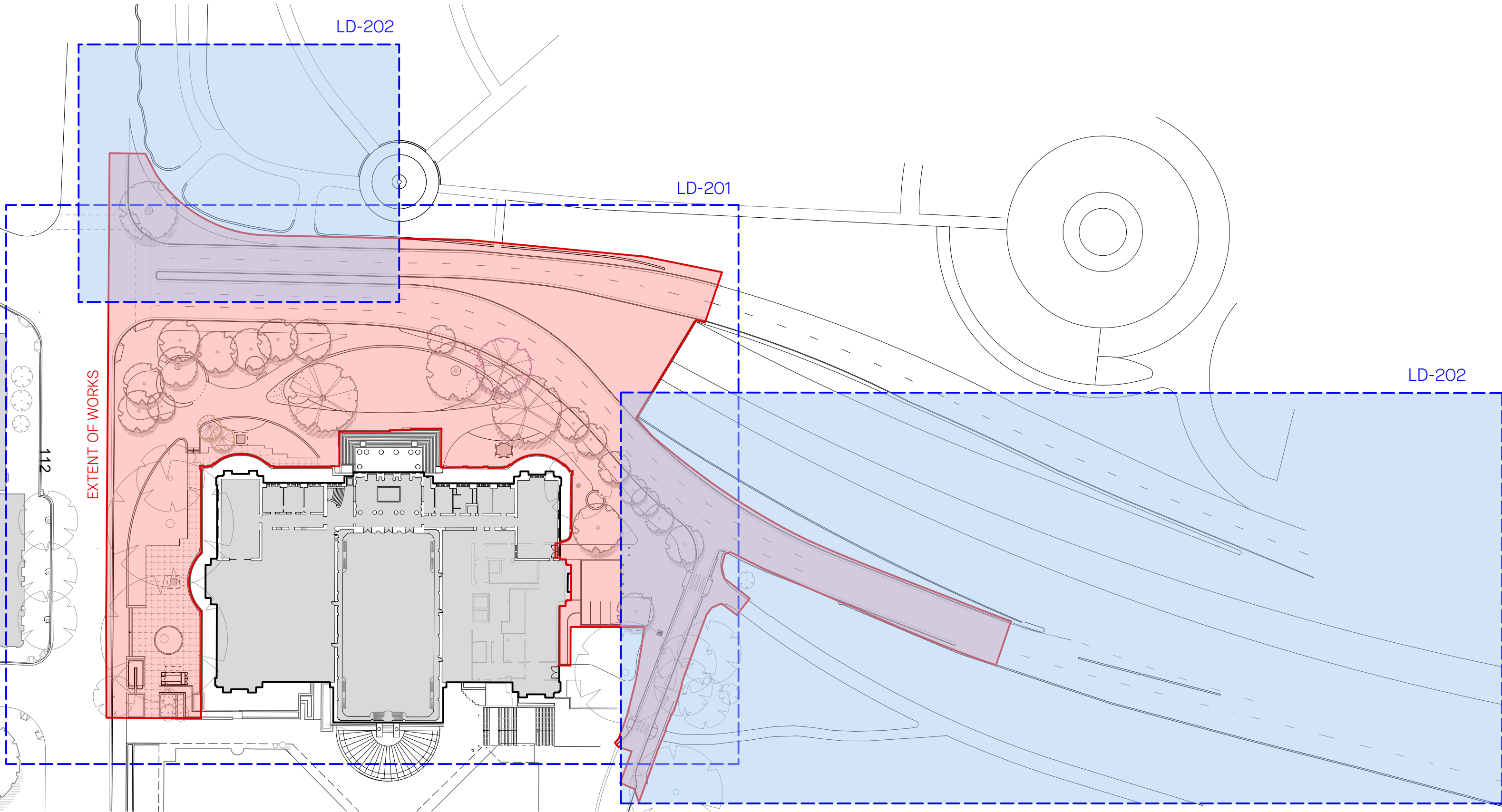
**LIGHTING**  
**A01** General Lighting Layout  
**E01** Northern Elevation  
**E02** Western Elevation



Location Plan - 1:5000

NOTFORCONSTRUCTION

REV	DATE	STATUS	REASON FOR ISSUE	DRAWN	GENERAL NOTES	COLLABORATORS	Jane Irwin Landscape Architecture	DRAWING TITLE	JOB NO.	221001	DATE
A	22/7/2024		INTEGRATED DEVELOPMENT APPLICATION	DH	- All dimensions in millimetres - Confirm all dimensions and levels on site prior to commencing work. - Use figured dimensions only. - Do not scale. - Comply with relevant authority requirements, the Building Code of Australia and all relevant Australian Standards when executing works described in this drawing. This drawing is to be printed in colour - certain aspects of drawings may not be clearly legible if printed black & white. Copyright in all documents and drawings prepared by JILA and in any work executed from those documents and drawings shall remain the property of JILA or on creation vest in JILA.	Hill Thalix Architecture & Urban Projects	Studio 203 61 Marlborough Street Surry Hills NSW Australia 2010	COVER PAGE & DRAWING LIST	STAGE	IDA	31/1/2025
B	31/1/2025		CITY OF SYDNEY RFI RESPONSES	DH		WSP Consulting	61 2 92126957 info@jila.net.au www.jila.net.au	PROJECT	STATUS	DH	REV
						ARUP	ABN 62 120 299	MSE Precinct - State Library Public Domain	DRAWN	Ji	B
						AECOM		CLIENT	CHECKED		DWG NO.
								PDNSW			LD000
								ADDRESS	SCALE	1:5000 @ A3	
								Shakespeare Place, Sydney NSW			



NOTFORCONSTRUCTION

REV	DATE	STATUS	REASON FOR ISSUE
A	22/7/2024		INTEGRATED DEVELOPMENT APPLICATION
B	31/1/2025		CITY OF SYDNEY RFI RESPONSES

DRAWN
DH
DH

GENERAL NOTES

- All dimensions in millimetres
- Confirm all dimensions and levels on site prior to commencing work.
- Use figured dimensions only.
- Do not scale.
- Comply with relevant authority requirements, the Building Code of Australia and all relevant Australian Standards when executing works described in this drawing. This drawing is to be printed in colour - certain aspects of drawings may not be clearly legible if printed black & white.
- Copyright in all documents and drawings prepared by JILA and in any work executed from those documents and drawings shall remain the property of JILA or on creation vest in JILA.

COLLABORATORS

Hill Thalys Architecture & Urban Projects

WSP Consulting

ARUP

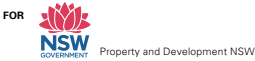
AECOM

Jane Irwin Landscape Architecture

Studio 203  
61 Marlborough Street  
Surry Hills NSW  
Australia 2010

61 2 92126957  
info@jila.net.au  
www.jila.net.au

ABN 62 120 299



DRAWING TITLE  
GENERAL ARRANGEMENT PLAN

PROJECT  
MSE Precinct - State Library Public Domain

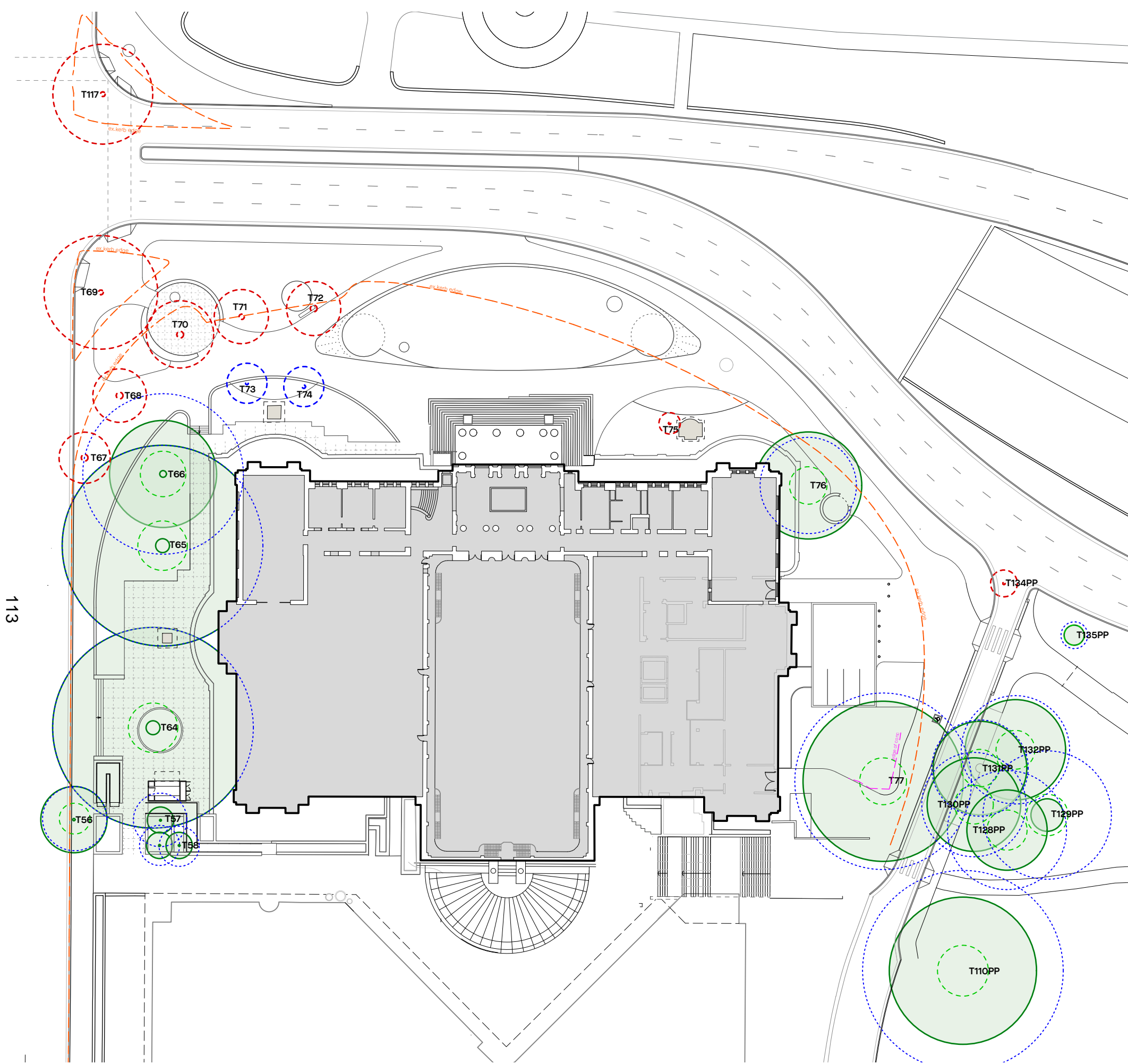
CLIENT  
PDNSW

ADDRESS  
Shakespeare Place, Sydney NSW



JOB NO. 221001  
STAGE IDA  
STATUS  
DRAWN DH/SS  
CHECKED JI  
SCALE 1:850 @ A3

DATE 31/1/2025  
REV B  
DWG NO. LD001



LEGEND | tree management

- TPZ

SRZ
- EXISTING TREE TO BE RETAINED & PROTECTED.  
SRZ - structural root zone  
TPZ - tree protection zone
- 
- EXISTING TREE TO BE REMOVED
- 
- EXISTING TREE TO BE TRANSPLANTED  
(refer LD401 for final location of transplanted tree)

Refer tree schedule, Arboricultural Impact Assessment and Report for details on trees.

Retention and Protection of Existing Trees is to be carried out in accordance with AS4970-2009.

A project Arborist will be required to oversee and instruct protection measures throughout the duration of the construction period. The following will be required prior to the commencement of construction:

- The TPZ and SPZ zones are to be verified by the Arborist
- Root mapping will be required with report submitted for guidance of work in and around roots. This report will form a hold point in construction works.
- All levels at the base of the tree are to be maintained within the TPZ and SRZ zone. Any infringement works will need to undergo approval from Arborist.
- Crown protection will be required - Palm fronds will be required to be lifted and tied back under Arborist guidance.
- Protective fencing will be required to comply with Figure 4 of AS4970.

TREE NO	SPECIES	ACTION
T56	<i>Celtis occidentalis</i> (Hackberry)	RETAIN
T57	<i>Livistona australis</i> (Cabbage Tree Palm)	RETAIN
T58	<i>Livistona australis</i> (Cabbage Tree Palm)	RETAIN
T64	<i>Ficus microcarpa</i> var. <i>Hillii</i> (Hills Weeping Fig)	RETAIN
T65	<i>Ficus microcarpa</i> var. <i>Hillii</i> (Hills Weeping Fig)	RETAIN
T66	<i>Ficus rubiginosa</i> (Port Jackson Fig)	RETAIN
T67	<i>Phoenix canariensis</i> (Date Palm)	REMOVE
T68	<i>Phoenix canariensis</i> (Date Palm)	REMOVE
T69	<i>Platanus x acerifolia</i> (London Plane Tree)	REMOVE
T70	<i>Phoenix canariensis</i> (Date Palm)	REMOVE
T71	<i>Phoenix canariensis</i> (Date Palm)	REMOVE
T72	<i>Phoenix canariensis</i> (Date Palm)	REMOVE
T73	<i>Washingtonia robusta</i> (Mexican Fan Palm)	TRANSPLANT
T74	<i>Washingtonia robusta</i> (Mexican Fan Palm)	TRANSPLANT
T75	<i>Cupaniopsis anacardioides</i> (Tuckeroo)	REMOVE
T76	<i>Podocarpus elatus</i> (Brown Pine)	RETAIN
T77	<i>Ficus rubiginosa</i> (Port Jackson Fig)	RETAIN
T110PP	<i>Ficus macrophylla</i> (Moreton Bay Fig)	RETAIN
T117	<i>Platanus x acerifolia</i> (London Plane Tree)	REMOVE
T128PP	<i>Olea europaea</i> (European Olive)	RETAIN
T129PP	<i>Olea europaea</i> (European Olive)	RETAIN
T130PP	<i>Olea europaea</i> (European Olive)	RETAIN
T131PP	<i>Olea europaea</i> (European Olive)	RETAIN
T132PP	<i>Olea europaea</i> (European Olive)	RETAIN
T134PP	<i>Brachychiton populneus</i> (Kurrajong)	REMOVE
T135PP	<i>Brachychiton discolor</i> (Lacebark)	RETAIN

NOTFORCONSTRUCTION

REV	DATE	STATUS	REASON FOR ISSUE	DRAWN	GENERAL NOTES
A	22/7/2024		INTEGRATED DEVELOPMENT APPLICATION	DH	- All dimensions in millimetres - Confirm all dimensions and levels on site prior to commencing work. - Use figured dimensions only. - Do not scale. - Comply with relevant authority requirements, the Building Code of Australia and all relevant Australian Standards when executing works described in this drawing. This drawing is to be printed in colour - certain aspects of drawings may not be clearly legible if printed black & white. Copyright in all documents and drawings prepared by JILA and in any work executed from those documents and drawings shall remain the property of JILA or on creation vest in JILA.
B	31/1/2025		CITY OF SYDNEY RFI RESPONSES	DH	

COLLABORATORS
Hill Thalix Architecture & Urban Projects
WSP Consulting
ARUP
AECOM

Jane Irwin Landscape Architecture

Studio 203  
61 Marlborough Street  
Surry Hills NSW  
Australia 2010

61 2 92126957  
info@jila.net.au  
www.jila.net.au

ABN 62 120 299



Property and Development NSW

DRAWING TITLE  
TREE MANAGEMENT PLAN

PROJECT  
MSE Precinct - State Library Public Domain

CLIENT  
PDNSW  
ADDRESS  
Shakespeare Place, Sydney NSW



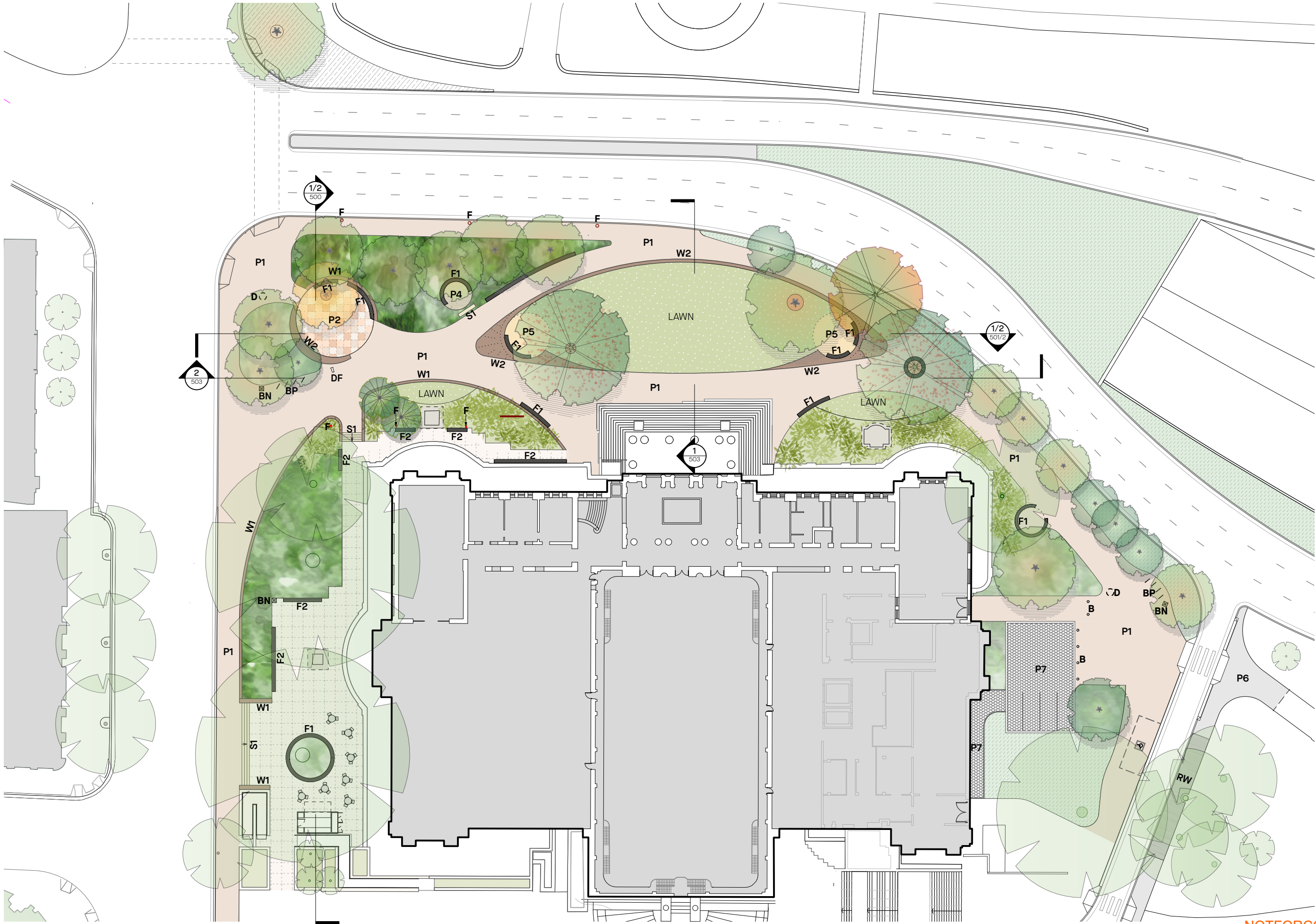
JOB NO.	221001
STAGE	IDA
STATUS	
DRAWN	DH/SS
CHECKED	JJ

SCALE  
1:600 @ A3

DATE  
31/1/2025

REV  
B

DWG NO.  
LD100



NOTFORCONSTRUCTION

REV	DATE	STATUS	REASON FOR ISSUE
A	22/7/2024		INTEGRATED DEVELOPMENT APPLICATION
B	31/1/2025		CITY OF SYDNEY RFI RESPONSES

DRAWN
DH
DH

GENERAL NOTES

- All dimensions in millimetres
- Confirm all dimensions and levels on site prior to commencing work.
- Use figured dimensions only.
- Do not scale.
- Comply with relevant authority requirements, the Building Code of Australia and all relevant Australian Standards when executing works described in this drawing. This drawing is to be printed in colour - certain aspects of drawings may not be clearly legible if printed black & white.
- Copyright in all documents and drawings prepared by JILA and in any work executed from those documents and drawings shall remain the property of JILA or on creation vest in JILA.

COLLABORATORS

Hill Thalys Architecture & Urban Projects

WSP Consulting

ARUP

AECOM

Jane Irwin Landscape Architecture

Studio 203  
61 Marlborough Street  
Surry Hills NSW  
Australia 2010

61 2 92126957  
info@jila.net.au  
www.jila.net.au

ABN 62 120 299



DRAWING TITLE  
LANDSCAPE PLAN 1

PROJECT  
MSE Precinct - State Library Public Domain

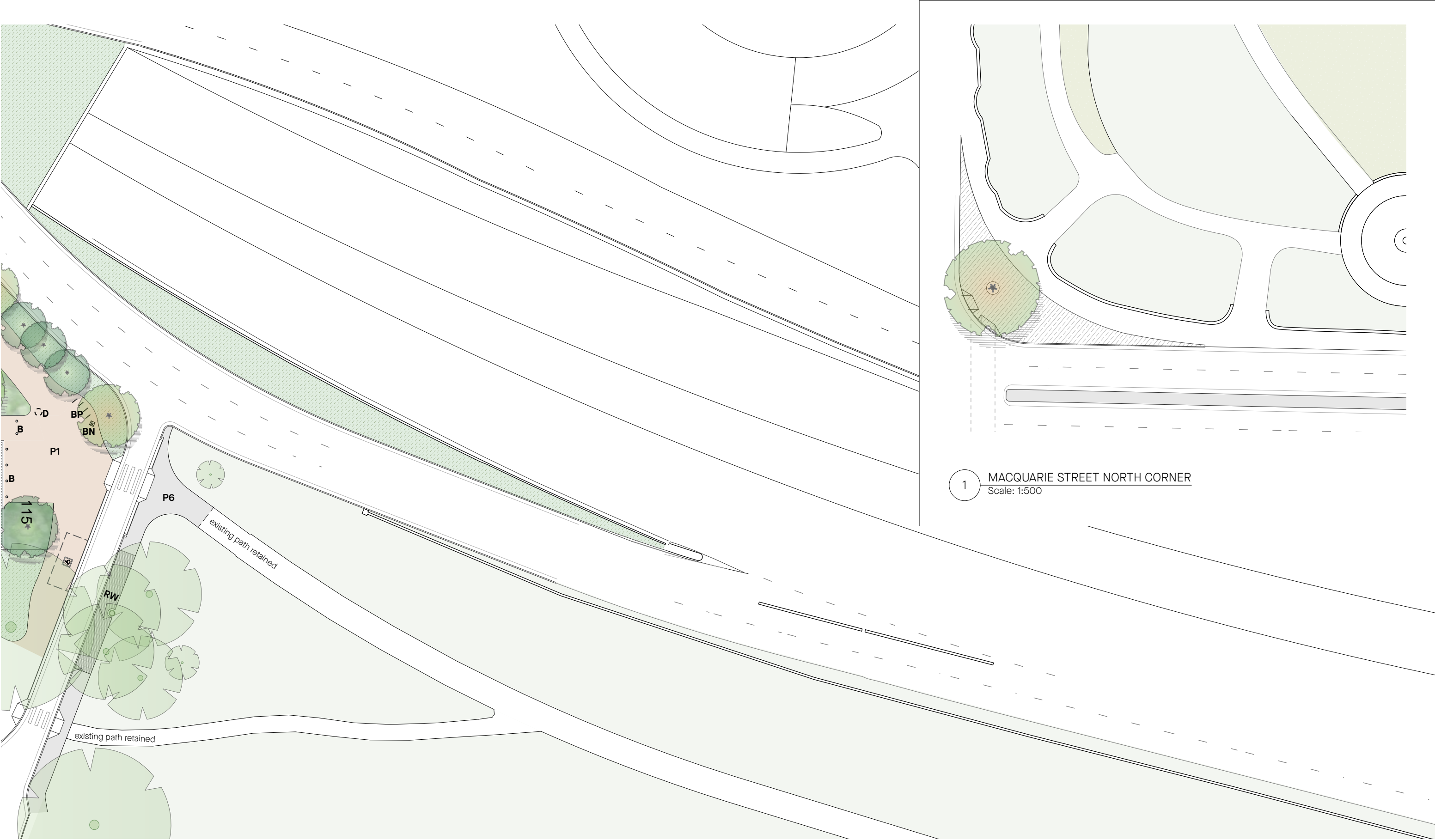
CLIENT  
PDNSW

ADDRESS  
Shakespeare Place, Sydney NSW



JOB NO.	221001
STAGE	IDA
STATUS	
DRAWN	DH/SS
CHECKED	Ji
SCALE	1:500 @ A3

DATE	31/1/2025
REV	B
DWG NO.	LD200



1 MACQUARIE STREET NORTH CORNER  
Scale: 1:500

2 DOMAIN / HOSPITAL LANE  
Scale: 1:500

NOTFORCONSTRUCTION

REV	DATE	STATUS	REASON FOR ISSUE
A	22/7/2024		INTEGRATED DEVELOPMENT APPLICATION
B	31/1/2025		CITY OF SYDNEY RFI RESPONSES

DRAWN
DH
DH

GENERAL NOTES

- All dimensions in millimetres
- Confirm all dimensions and levels on site prior to commencing work.
- Use figured dimensions only.
- Do not scale.
- Comply with relevant authority requirements, the Building Code of Australia and all relevant Australian Standards when executing works described in this drawing. This drawing is to be printed in **colour** - certain aspects of drawings may not be clearly legible if printed black & white.
- Copyright in all documents and drawings prepared by JILA and in any work executed from those documents and drawings shall remain the property of JILA or on creation vest in JILA.

COLLABORATORS

Hill Thalys Architecture & Urban Projects

WSP Consulting

ARUP

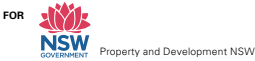
AECOM

Jane Irwin Landscape Architecture

Studio 203  
61 Marlborough Street  
Surry Hills NSW  
Australia 2010

61 2 92126957  
info@jila.net.au  
www.jila.net.au

ABN 62 120 299



DRAWING TITLE  
LANDSCAPE PLAN 2

PROJECT  
MSE Precinct - State Library Public Domain

CLIENT  
PDNSW





ADDRESS  
Shakespeare Place, Sydney NSW




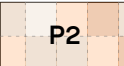







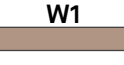


JOB NO.	221001
STAGE	IDA
STATUS	
DRAWN	DH/SS
CHECKED	Ji
SCALE	1:500 @ A3

DATE	31/1/2025
REV	B
DWG NO.	LD201



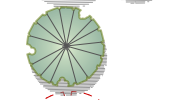







GENERAL

- EXTENT OF WORKS  
refer to LD001
- +ex33.00EXISTING LEVEL -  
to be retained
- RL33.00+PROPOSED LEVEL
- 1:23INDICATIVE PROPOSED PATH GRADE  
- subject to detailed design


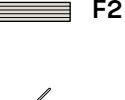


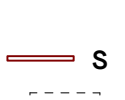
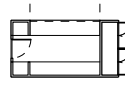
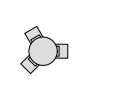



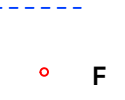

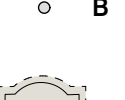





HARDWORKS

- P1PRIMARY PAVING -  
re-used site brick
- P2FEATURE PAVING -  
small scale stone unit
- P3CONCRETE PAVERS -  
reused from site
- P4CRUSHED  
SANDSTONE
- P5SECONDARY PAVING -  
recycled sandstone units
- P6PAVING -  
in-situ concrete
- P7PAVING -  
Eco Trihex permeable paver
- TREE SURROUND
- S1STONE STEPS -  
stone block to match existing
- W1SANDSTONE WALL - capped stone  
block wall to match existing, re-use  
site blocks where possible
- W2SANDSTONE WALL -  
sculptural element - recycled,  
formed stone
- RWWALKWAY -  
raised walkway over existing tree  
roots, to future detail

SOFTWORKS

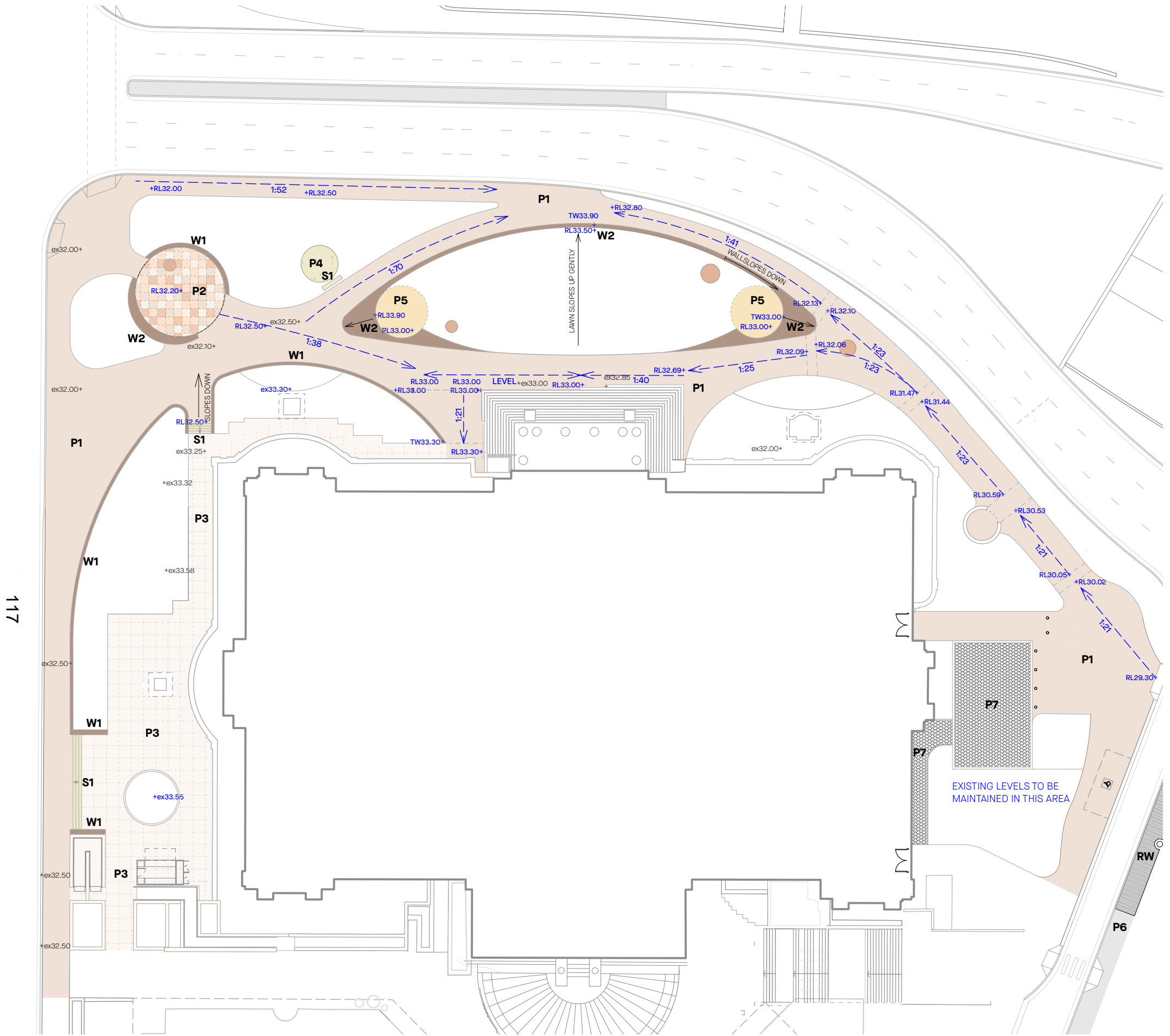
- TREES RETAINED
- TREES NEW
- PALMS TRANSPLANTED
- TREES REMOVED
- TREES TRANSPLANTED
- LAWN
- DENSE NATIVE PLANTING
- MIXED GADI (Sydney Grass Tree species)  
with wild native grasses under
- LOW GRASS / GROUNDCOVER  
PLANTING
- EXISTING PLANTING  
to be retained
- REFER TO LD402/403 FOR DETAIL

FURNITURE & FIXTURES

- F1CIRCULAR BENCH SEATING  
custom hardwood timber batten seating with backrest
- F2BENCH SEATING  
custom hardwood timber batten seating with backrest
- BPBICYCLE PARKING  
bike rails to City of Sydney standard
- DFDRINKING FOUNTAIN  
to City of Sydney standard
- BNBIN  
to City of Sydney standard
- SRELOCATED SLNSW SIGNAGE
- FUTURE KIOSK/CAFE  
indicative only, subject to separate, future application
- MODULAR/MOVEABLE SEATING  
T.B.C. to be provided by kiosk operator
- DDIGITAL INFORMATION DISPLAY
- E1EVENT POWER/DATA/WATER POINT  
(bollard)
- E2EVENT POWER/DATA/WATER POINT  
(in-ground)
- BANNER DISPLAY
- FEXISTING FLAGPOLE (to be relocated)
- FPROPOSED FLAGPOLE LOCATION
- BPROPOSED VEHICLE BOLLARD - retractable
- SHAKESPEARE MONUMENT - relocated
- BOURKE STATUE - retained in place
- FLINDERS STATUE - retained in place

NOTFORCONSTRUCTION

REV	DATE	STATUS	REASON FOR ISSUE	DRAWN	GENERAL NOTES	COLLABORATORS	Jane Irwin Landscape Architecture	DRAWING TITLE	JOB NO.	221001	DATE
A	22/7/2024		INTEGRATED DEVELOPMENT APPLICATION	DH	- All dimensions in millimetres - Confirm all dimensions and levels on site prior to commencing work. - Use figured dimensions only. - Do not scale. - Comply with relevant authority requirements, the Building Code of Australia and all relevant Australian Standards when executing works described in this drawing. This drawing is to be printed in colour - certain aspects of drawings may not be clearly legible if printed black & white. Copyright in all documents and drawings prepared by JILA and in any work executed from those documents and drawings shall remain the property of JILA or on creation vest in JILA.	Hill Thalix Architecture & Urban Projects WSP Consulting ARUP AECOM	Studio 203 61 Marlborough Street Surry Hills NSW Australia 2010	LEGEND	STAGE	IDA	31/1/2025
B	31/1/2025		CITY OF SYDNEY RFI RESPONSES	DH			61 2 92126957 info@jila.net.au www.jila.net.au	MSE Precinct - State Library Public Domain	DRAWN	DH/SS	REV
							ABN 62 120 299	CLIENT	CHECKED	JI	B
							FOR NSW government Property and Development NSW	ADDRESS	SCALE	N/A	DWG NO.
								Shakespeare Place, Sydney NSW			LD300



LEGEND | levels & finishes

- +ex33.00 EXISTING LEVEL - to be retained
- RL33.00+ PROPOSED LEVEL
- 1:23 INDICATIVE PROPOSED PATH GRADE - subject to detailed design

- P1 PRIMARY PAVING - re-used site brick
- P2 FEATURE PAVING - small scale stone unit
- P3 CONCRETE PAVERS - reused from site
- P4 CRUSHED SANDSTONE
- P5 SECONDARY PAVING - recycled sandstone units
- P6 PAVING - in-situ concrete
- P7 PAVING - Eco Trihex permeable paver
- TREE SURROUND
- S1 STONE STEPS - stone block to match existing
- W1 SANDSTONE WALL - capped stone block wall to match existing, re-use site blocks where possible
- W2 SANDSTONE WALL - sculptural element - recycled, formed stone
- RW WALKWAY - raised walkway over existing tree roots, to future detail

NOTFORCONSTRUCTION

REV	DATE	STATUS	REASON FOR ISSUE	DRAWN	GENERAL NOTES
A	22/7/2024		INTEGRATED DEVELOPMENT APPLICATION	DH	- All dimensions in millimetres - Confirm all dimensions and levels on site prior to commencing work. - Use figured dimensions only. - Do not scale.
B	31/1/2025		CITY OF SYDNEY RFI RESPONSES	DH	- Comply with relevant authority requirements, the Building Code of Australia and all relevant Australian Standards when executing works described in this drawing. This drawing is to be printed in colour - certain aspects of drawings may not be clearly legible if printed black & white. Copyright in all documents and drawings prepared by JILA and in any work executed from those documents and drawings shall remain the property of JILA or on creation vest in JILA.

COLLABORATORS
Hill Thalix Architecture & Urban Projects
WSP Consulting
ARUP
AECOM

Jane Irwin Landscape Architecture

Studio 203  
61 Marlborough Street  
Surry Hills NSW  
Australia 2010

61 2 92126957  
info@jila.net.au  
www.jila.net.au

ABN 62 120 299

FOR Property and Development NSW

DRAWING TITLE  
LEVELS & FINISHES 1

PROJECT  
MSE Precinct - State Library Public Domain

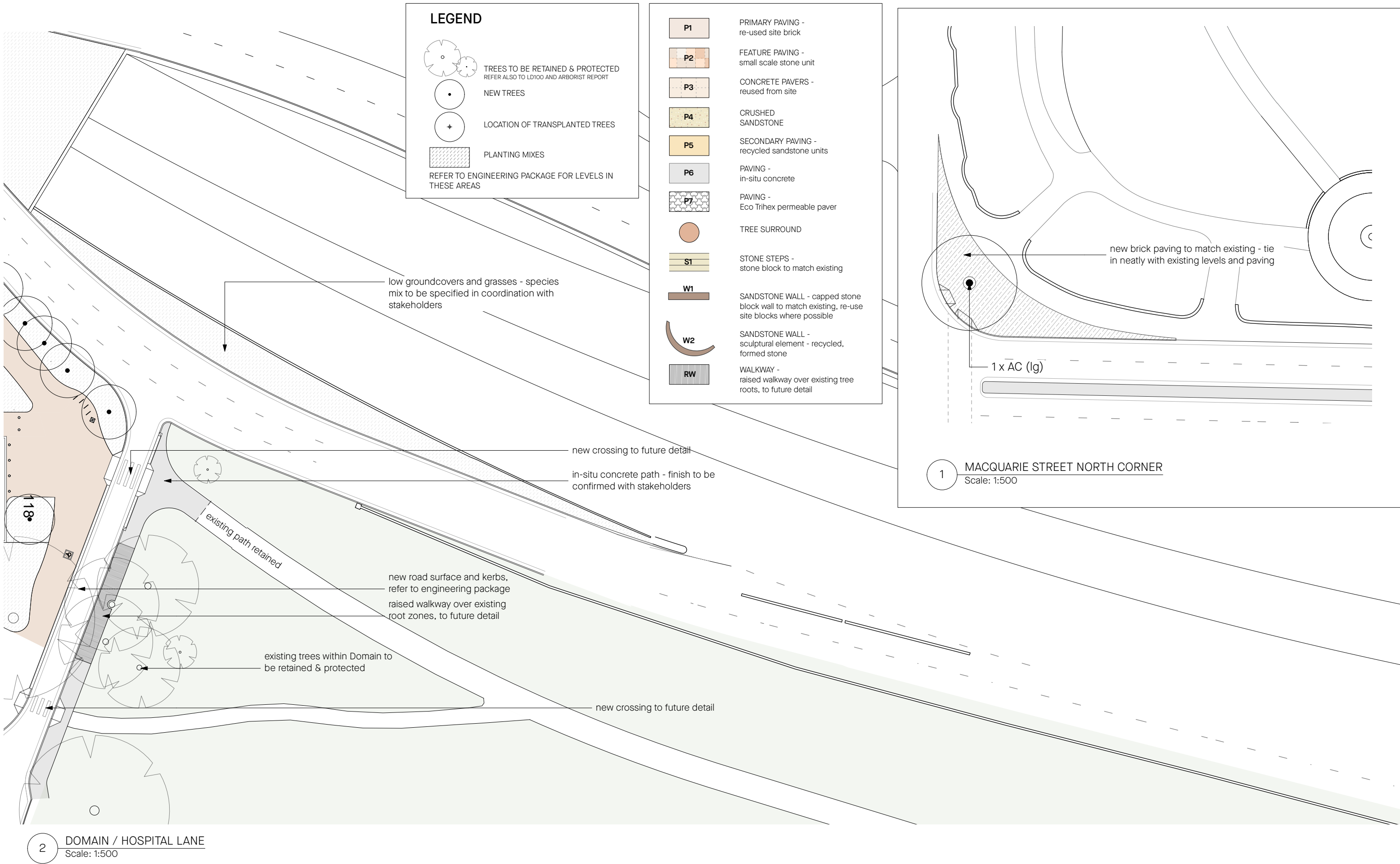
CLIENT  
PDNSW

ADDRESS  
Shakespeare Place, Sydney NSW



JOB NO.	221001
STAGE	IDA
STATUS	
DRAWN	DH/SS
CHECKED	JI
SCALE	1:500 @ A3

DATE	31/1/2025
REV	B
DWG NO.	LD400

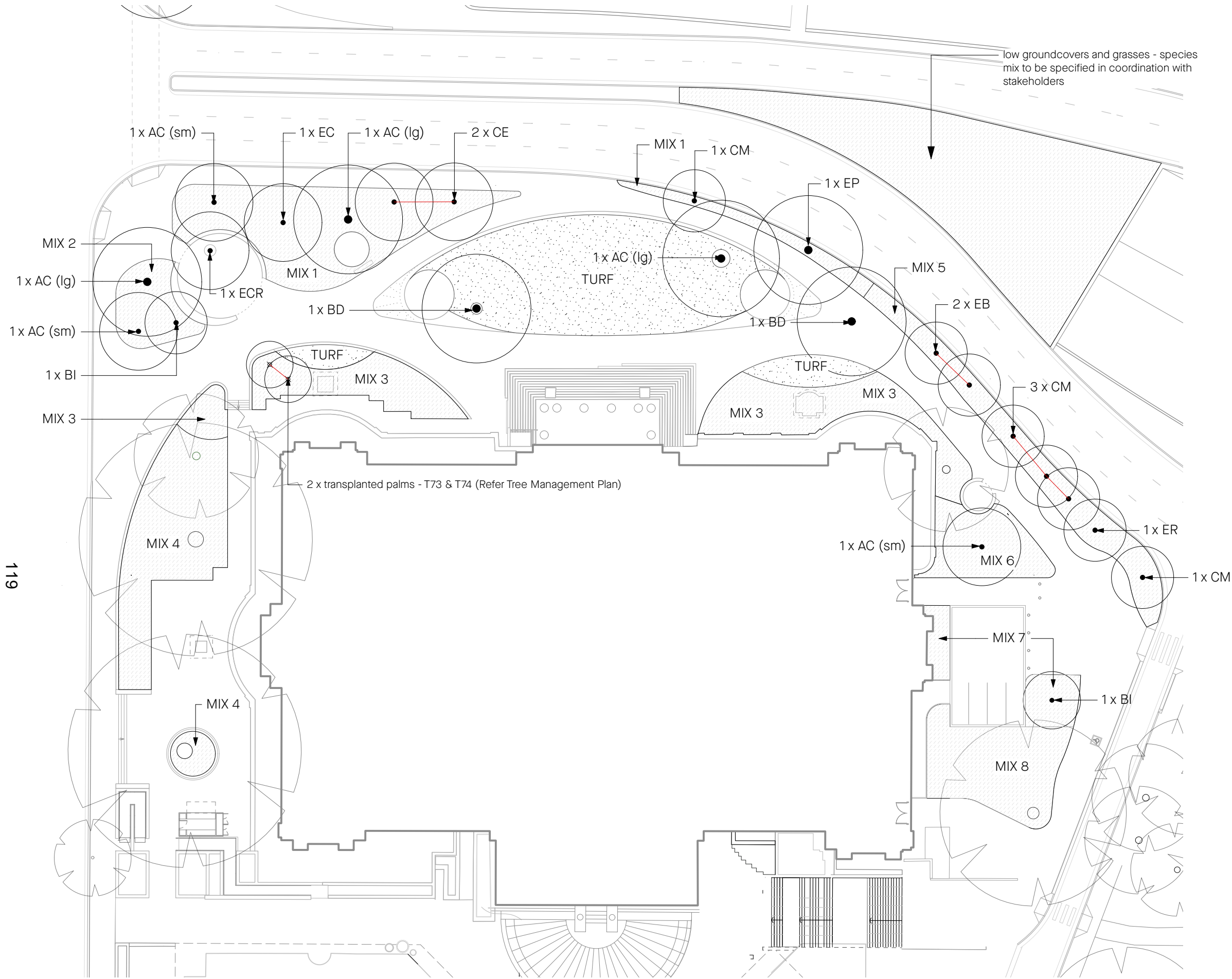


2 DOMAIN / HOSPITAL LANE  
Scale: 1:500

1 MACQUARIE STREET NORTH CORNER  
Scale: 1:500

NOTFORCONSTRUCTION

REV	DATE	STATUS	REASON FOR ISSUE	DRAWN	GENERAL NOTES	COLLABORATORS	Jane Irwin Landscape Architecture	DRAWING TITLE	JOB NO.	DATE
A	22/7/2024		INTEGRATED DEVELOPMENT APPLICATION	DH	- All dimensions in millimetres - Confirm all dimensions and levels on site prior to commencing work. - Use figured dimensions only. - Do not scale. - Comply with relevant authority requirements, the Building Code of Australia and all relevant Australian Standards when executing works described in this drawing. This drawing is to be printed in colour - certain aspects of drawings may not be clearly legible if printed black & white. Copyright in all documents and drawings prepared by JILA and in any work executed from those documents and drawings shall remain the property of JILA or on creation vest in JILA.	Hill Thalix Architecture & Urban Projects WSP Consulting ARUP AECOM	Studio 203 61 Marlborough Street Surry Hills NSW Australia 2010	LEVELS & FINISHES 2	221001	31/1/2025
B	31/1/2025		CITY OF SYDNEY RFI RESPONSES	DH			61 2 92126957 info@jila.net.au www.jila.net.au	PROJECT MSE Precinct - State Library Public Domain	IDA	
							ABN 62 120 299	CLIENT PDNSW	DH/SS	REV B
								ADDRESS Shakespeare Place, Sydney NSW	JI	DWG NO. LD401
								SCALE	1:500 @ A3	



LEGEND | trees & planting

- TREES TO BE RETAINED & PROTECTED  
REFER ALSO TO LD100 AND ARBORIST REPORT
- NEW TREES
- LOCATION OF TRANSPLANTED TREES
- PLANTING MIXES

REFER TO LD100 FOR TREE MANAGEMENT PLAN  
REFER TO LD403 FOR SCHEDULES

NOTFORCONSTRUCTION

REV	DATE	STATUS	REASON FOR ISSUE
A	22/7/2024		INTEGRATED DEVELOPMENT APPLICATION
B	31/1/2025		CITY OF SYDNEY RFI RESPONSES

DRAWN	GENERAL NOTES
DH	- All dimensions in millimetres - Confirm all dimensions and levels on site prior to commencing work. - Use figured dimensions only. - Do not scale. - Comply with relevant authority requirements, the Building Code of Australia and all relevant Australian Standards when executing works described in this drawing. This drawing is to be printed in colour - certain aspects of drawings may not be clearly legible if printed black & white. Copyright in all documents and drawings prepared by JILA and in any work executed from those documents and drawings shall remain the property of JILA or on creation vest in JILA.
DH	

COLLABORATORS
Hill Thalix Architecture & Urban Projects
WSP Consulting
ARUP
AECOM

Jane Irwin Landscape Architecture

Studio 203  
61 Marlborough Street  
Surry Hills NSW  
Australia 2010

61 2 92126957  
info@jila.net.au  
www.jila.net.au

ABN 62 120 299

FOR

NSW  
government

Property and Development NSW

DRAWING TITLE	TREES & PLANTING 1
PROJECT	MSE Precinct - State Library Public Domain
CLIENT	PDNSW
ADDRESS	Shakespeare Place, Sydney NSW



JOB NO.	221001
STAGE	IDA
STATUS	
DRAWN	DH/SS
CHECKED	Ji
SCALE	1:500 @ A3

DATE	31/1/2025
REV	B
DWG NO.	LD402

PLANTING STRATEGY

The vegetation mix is based on the two dominant pre existing plant communities that occurred on and adjacent to this site – Sydney Turpentine Ironbark Forest (STIF), and Sydney Coastal Sandstone Foreshore Forest (SCSFF). These communities have many species in common, and may have a transitional area – in the plan, the STIF species are focused on the higher ridge area, with transition to Sandstone Foreshore Forest to the slope along the eastern edge. Distribution of plants across the site is designed according to the particular growing conditions of each area, which may mimic conditions in different parts of the forest – open sunny areas, shaded gullies etc.

Recommendations from Reading of Country by Djinjama

- plant families of trees—let the grandparent trees flourish and have future ancestors grow nearby
- water saving/protecting materials and plants
- native endemic planting that is relevant to the soil type. Do not plant invasive (exotic)

plant species here and remove all existing invasive species in a staged manner over time as existing trees require replacement

Planting has been thought of in an ecological sense, with families of plants that support each other – planting of trees is generally in wide and deep beds that are shared by trees shrubs and groundcovers, rather than trees in paving. The planted environment has also been designed considering long term care and curation; the intention is that the RBG ecological team will be involved in the detailed selection of plants, and in the ongoing care. It is expected that some plant mixes can change: to celebrate seasons or events with changing displays; and over time as the environment changes – as trees grow and create more shade for example.

Following is a preliminary description of plant mixes, and a schedule of trees and sizes at planting.

120

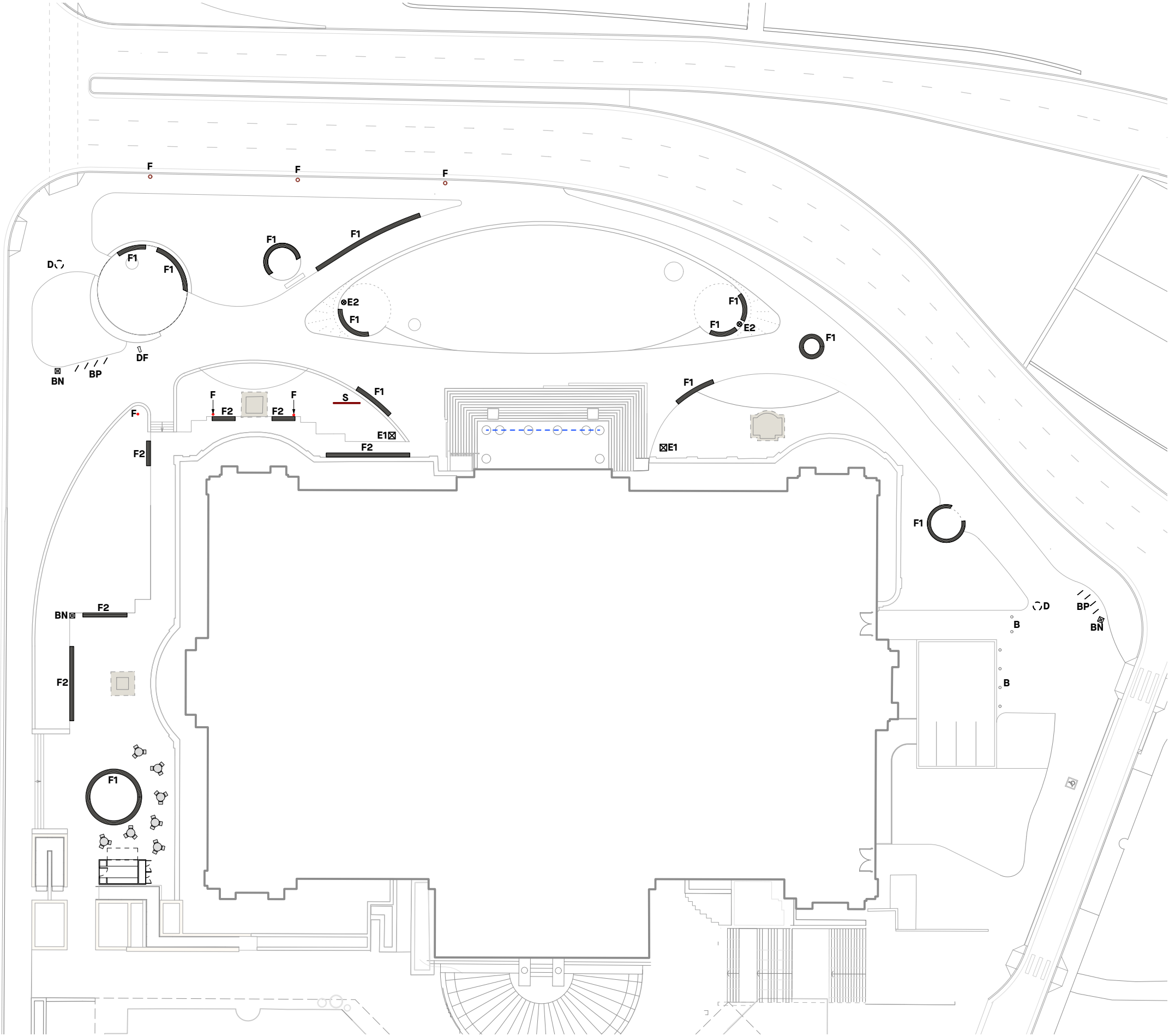
PRELIMINARY PLANTING SCHEDULE

CODE	DECRPTION	SPECIES	COMMON NAME	SPACING
MIX 1	grassy mix that emulates the predominant forest floor of Sydney Turpentine Ironbark Forest – perennial grasses and wildflowers	<i>Aristida vagans</i>	Threeawn Speargrass	density 7 – 10 plants/m sq
		<i>Arthropodum milleflorum</i>	Pale Vanilla Lily	
		<i>Austrodanthonia tenuior</i>	Wallaby Grass	
		<i>Echinopogon caespitosus</i>	Bushy Hedgehog Grass	
		<i>Entolasia marginata</i>	Bordered Panic Grass	
		<i>Entolasia stricta</i>	Wiry Panic Grass	
		<i>Goodenia hederacea</i>	Ivy Goodenia	
		<i>Poranthera microphylla</i>	Small Poranthera	
		<i>Pseuderanthemum variabile</i>	Love Flower	
		<i>Oxalis exilis</i>	Shady Woodsorrel	
		<i>Themeda australis</i>	Kangaroo Grass	
		<i>Tylophora barbata</i>	Bearded Tylophora	
MIX 2	grassy mix – strap leaf plants with permanent green strap leaf plants	<i>Veronica plebeia</i>	Creeping Speedwell	density 7 – 10 plants/m sq
		<i>Centella asiatica</i>	Indian Pennywort	
		<i>Cymbopogon refractus</i>	Barbed Wire Grass	
		<i>Dianella caerulea</i>	Blue Flax Lilly	
		<i>Dichondra repens</i>	Kidney Weed	
		<i>Libertia paniculata</i>	Glass Flag	
		<i>Lomandra multiflora</i>	Mat Rush	
MIX 3	Cadi mix – grass trees of different sizes and groundcovers	<i>Xanthorrhoea media</i>	Grass Tree	density 5 -7 plants/m sq
		<i>Arthropodum milleflorum</i>	Pale Vanilla Lily	
		<i>Centella asiatica</i>	Indian Pennywort	
		<i>Goodenia hederacea</i>	Ivy Goodenia	
		<i>Tylophora barbata</i>	Bearded Tylophora	
		<i>Veronica plebeian</i>	Trailing Speedwell	
		<i>Xanthorrhoea concave</i>	Tufted Grass Tree	
		<i>Xanthorrhoea media</i>	Large Grass Tree	
MIX 4	shade mix – replace ivy under existing figs	<i>Xanthorrhoea minor</i>	Medium Grass Tree	density 7 - 10 plants/m sq
		<i>Xanthorrhoea resinifera</i>	Small Grass Tree	
		<i>Asplenium flabellifolium</i>	Walking Fern	
		<i>Calochaena dubia</i>	False Bracken	
		<i>Cheilanthes sieberi</i>	Mulga Fern	
		<i>Oplismenus aemulus</i>	Creeping Shade Grass	
MIX 5	shrub mix – transitional shrub mix – part screening, separation from road	<i>Pratia pedunculata</i>	Groundcover Pratia	density 3 -5 plants/m sq – including groundcover layer
		<i>Pteridium esculentum</i>	Bracken Fern	
		<i>Grevillea linearifolia</i>	Linear-leaf Grevillea	
		<i>Goodenia heterophylla</i>	Variable Leaf Goodenia	
		<i>Hibbertia aspera</i>	Rough Guinea Flower	
		<i>Pimelea linifolia</i>	Slender Rice Flower	
		<i>Platylobium plebian</i>	Handsome Flat Pea	
		<i>Pultenaea daphnoides</i>	Large-Leaf Bush Pea	
MIX 6	shrub mix – shade and semi shade	<i>Tylophora barbata</i>	Bearded Tylophora	density 3 -5 plants/m sq – including groundcover layer
		<i>Veronica plebeia</i>	Trailing Speedwell	
		<i>Correa reflexa</i>	Native Fuchsia	
		<i>Hydrocotyle peduncularis</i>	Pennywort	
MIX 7	shrub mix – sun and semi shade	<i>Indigofera australis</i>	Australian Indigo	density 3 plants/m sq
		<i>Dichondra repens</i>	Kidney Weed	
		<i>Billardiera scandens</i>	Apple Berry	
		<i>Correa reflexa</i>	Native Fuchsia	
		<i>Epacris longiflora</i>	Fuschia Heath	
		<i>Grevillea sericea</i>	Silky Grevillea	
MIX 8	groundcover mix – under existing fig	<i>Hibbertia aspera</i>	Rough Guinea Flower	density 10 plants/m sq
		<i>Leucopogon ericoides</i>	Pink Beard-heath	
		<i>Microlaena stipoides</i>	Weeping Grass	

PRELIMINARY TREE SCHEDULE

CODE	SPECIES	COMMON NAME	POT SIZE	MATURE SIZE (HEIGHT x CANOPY)
AC (lg)	<i>Angophora costata</i>	Smooth Barked Apple	600L	20 x 12 metres
AC (sm)	<i>Angophora costata</i>	Smooth Barked Apple	200L	20 x 12 metres
BD	<i>Brachychiton discolor</i>	Lacebark Tree	500L	15/20 x 10 metres
BI	<i>Banksia integrifolia</i>	Coastal Banksia	100L	10-12 x 10 metres
CE	<i>Corymbia eximia</i>	Yellow Bloodwood	150L	8-12 x 4-6 metres
CM	<i>Corymbia maculata</i>	Spotted Gum	150L	15-30 x 12-15 metres
EB	<i>Eucalyptus botryoides</i>	Bangalay	150L	20-35 x 15 metres
EC	<i>Eucalyptus crebra</i>	Narrow-leaved Ironbark	150L	25-35 x 15 metres
ECR	<i>Eucalyptus cinerea</i>	Argyle Apple	150L	10-15 x 8-10 metres
EP	<i>Eucalyptus piperita</i>	Sydney Peppermint	150L	18-20 x 8-10 metres
ER	<i>Elaeocarpus reticulatus</i>	Blueberry Ash	100L	8-10 x 3-5 metres

NOTFORCONSTRUCTION



LEGEND | furniture & fixtures

- F1** CIRCULAR BENCH SEATING  
custom hardwood timber batten seating with backrest
- F2** BENCH SEATING  
custom hardwood timber batten seating with backrest
- BP** BICYCLE PARKING  
bike rails to City of Sydney standard
- DF** DRINKING FOUNTAIN  
to City of Sydney standard
- BN** BIN  
to City of Sydney standard
- S** RELOCATED SLNSW SIGNAGE
- FUTURE KIOSK/CAFE**  
indicative only, subject to separate, future application
- MODULAR/MOVEABLE SEATING**  
T.B.C. to be provided by kiosk operator
- D** DIGITAL INFORMATION DISPLAY
- E1** EVENT POWER/DATA/WATER POINT (bollard)
- E2** EVENT POWER/DATA/WATER POINT (in-ground)
- BANNER DISPLAY**
- F** EXISTING FLAGPOLE (to be relocated)
- F** PROPOSED FLAGPOLE LOCATION
- B** PROPOSED VEHICLE BOLLARD - retractable
- SHAKESPEARE MONUMENT** - relocated
- BOURKE STATUE** - retained in place
- FLINDERS STATUE** - retained in place

REFER TO LIGHTING ENGINEERING DRAWINGS  
AND REPORT FOR INFORMATION ON LIGHTING

NOTFORCONSTRUCTION

REV	DATE	STATUS	REASON FOR ISSUE
A	22/7/2024		INTEGRATED DEVELOPMENT APPLICATION
B	31/1/2025		CITY OF SYDNEY RFI RESPONSES

DRAWN	GENERAL NOTES
DH	<ul style="list-style-type: none"><li>- All dimensions in millimetres</li><li>- Confirm all dimensions and levels on site prior to commencing work.</li><li>- Use figured dimensions only.</li><li>- Do not scale.</li><li>- Comply with relevant authority requirements, the Building Code of Australia and all relevant Australian Standards when executing works described in this drawing. This drawing is to be printed in <b>colour</b> - certain aspects of drawings may not be clearly legible if printed black &amp; white.</li><li>- Copyright in all documents and drawings prepared by JILA and in any work executed from those documents and drawings shall remain the property of JILA or on creation vest in JILA.</li></ul>
DH	

COLLABORATORS
Hill Thalys Architecture & Urban Projects
WSP Consulting
ARUP
AECOM

**Jane Irwin Landscape Architecture**

Studio 203  
61 Marlborough Street  
Surry Hills NSW  
Australia 2010

61 2 92126957  
info@jila.net.au  
www.jila.net.au

ABN 62 120 299

FOR **NSW** government  
Property and Development NSW


DRAWING TITLE	FURNITURE & FIXTURES
PROJECT	MSE Precinct - State Library Public Domain
CLIENT	PDNSW
ADDRESS	Shakespeare Place, Sydney NSW



JOB NO.	221001
STAGE	IDA
STATUS	
DRAWN	DH/SS
CHECKED	JI
SCALE	1:500 @ A3

DATE	31/1/2025
REV	B
DWG NO.	LD404





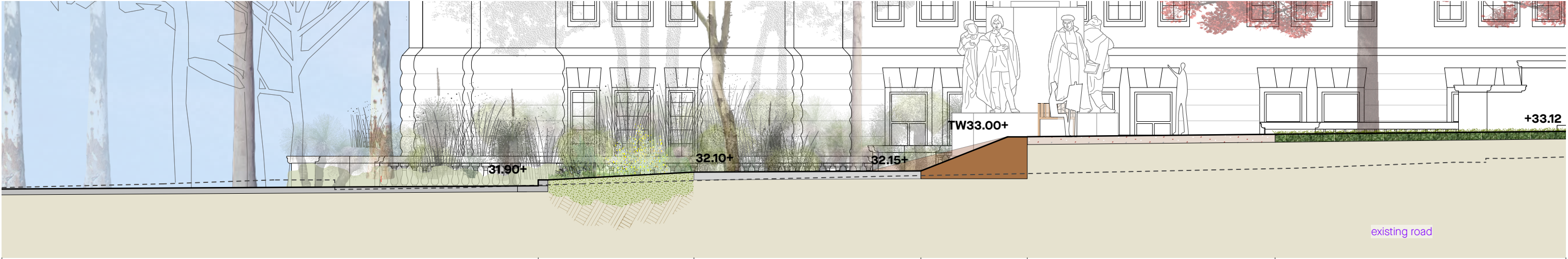
1 Section/Elevation B - North  
Scale: 1:300



2 Section/Elevation B - Detail  
Scale: 1:100

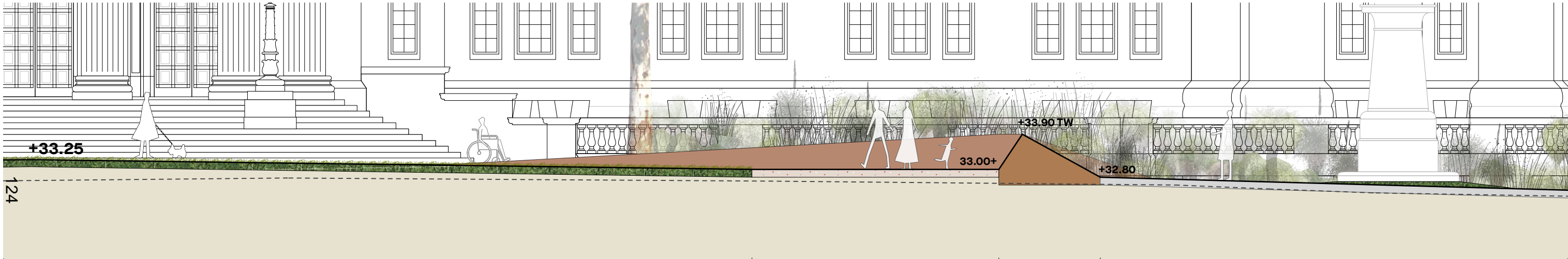
NOTFORCONSTRUCTION

REV	DATE	STATUS	REASON FOR ISSUE	DRAWN	GENERAL NOTES	COLLABORATORS	Jane Irwin Landscape Architecture	DRAWING TITLE	JOB NO.	221001	DATE
A	22/7/2024		INTEGRATED DEVELOPMENT APPLICATION	DH/AH	- All dimensions in millimetres - Confirm all dimensions and levels on site prior to commencing work. - Use figured dimensions only. - Do not scale.	Hill Thalys Architecture & Urban Projects	Studio 203 61 Marlborough Street Surry Hills NSW Australia 2010	Sections [2]	STAGE	IDA	31/1/2025
B	31/1/2025		CITY OF SYDNEY RFI RESPONSES	DH	- Comply with relevant authority requirements, the Building Code of Australia and all relevant Australian Standards when executing works described in this drawing. This drawing is to be printed in colour - certain aspects of drawings may not be clearly legible if printed black & white. Copyright in all documents and drawings prepared by JILA and in any work executed from those documents and drawings shall remain the property of JILA or on creation vest in JILA.	WSP Consulting ARUP AECOM	61 2 92126957 info@jila.net.au www.jila.net.au	MSE Precinct - State Library Public Domain	STATUS	DH/SS	REV
							ABN 62 120 299	CLIENT	CHECKED	JL	B
								PDNSW	SCALE	AS SHOWN @ A3	DWG NO.
								ADDRESS			LD-501
								Shakespeare Place, Sydney NSW			



1 Section/Elevation B - Detail  
Scale: 1:100

road garden path graded wall circular pod - recycled s/stone turf




2 Section/Elevation B - Detail  
Scale: 1:100

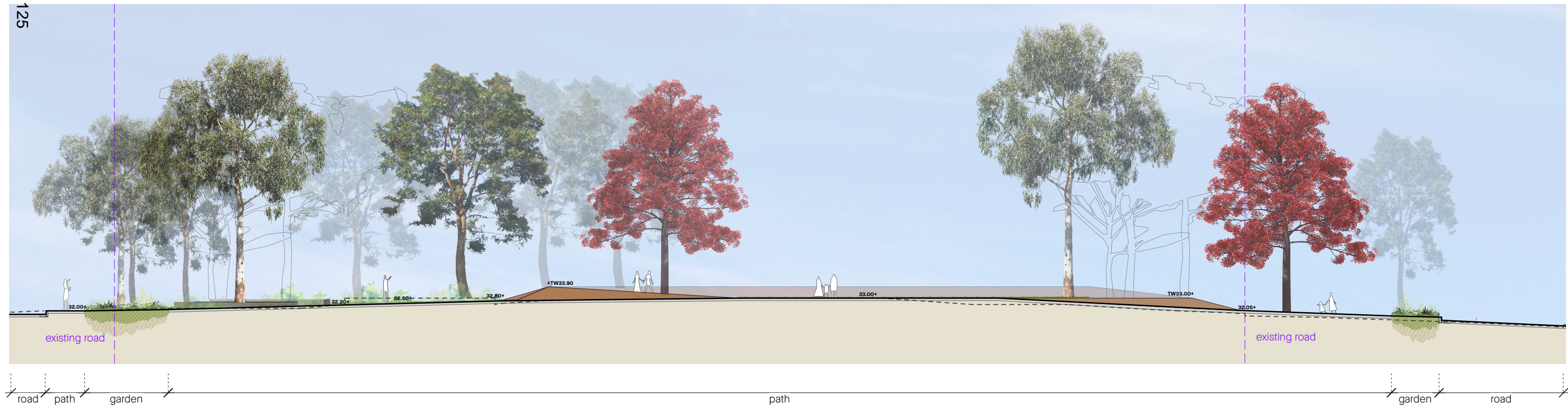
turf circular pod - recycled s/stone graded wall path

NOTFORCONSTRUCTION

REV	DATE	STATUS	REASON FOR ISSUE	DRAWN	GENERAL NOTES	COLLABORATORS	Jane Irwin Landscape Architecture	DRAWING TITLE	JOB NO.	DATE
A	22/7/2024		INTEGRATED DEVELOPMENT APPLICATION	DH/AH	- All dimensions in millimetres - Confirm all dimensions and levels on site prior to commencing work. - Use figured dimensions only. - Do not scale.	Hill Thalys Architecture & Urban Projects	Studio 203 61 Marlborough Street Surry Hills NSW Australia 2010	Sections [3]	221001	31/1/2025
B	31/1/2025		CITY OF SYDNEY RFI RESPONSES	DH	- Comply with relevant authority requirements, the Building Code of Australia and all relevant Australian Standards when executing works described in this drawing. This drawing is to be printed in colour - certain aspects of drawings may not be clearly legible if printed black & white. Copyright in all documents and drawings prepared by JILA and in any work executed from those documents and drawings shall remain the property of JILA or on creation vest in JILA.	WSP Consulting ARUP AECOM	61 2 92126957 info@jila.net.au www.jila.net.au	PROJECT MSE Precinct - State Library Public Domain	IDA	
							ABN 62 120 299	CLIENT PDNSW	DH/SS	REV B
								ADDRESS Shakespeare Place, Sydney NSW	JI	DWG NO. LD-502
								SCALE	AS SHOWN @ A3	



1 Section/Elevation C - North Library Forecourt  
Scale: 1:200



2 Section/Elevation D - North Library Forecourt  
Scale: 1:300

NOTFORCONSTRUCTION

REV	DATE	STATUS	REASON FOR ISSUE
A	22/7/2024		INTEGRATED DEVELOPMENT APPLICATION
B	31/1/2025		CITY OF SYDNEY RFI RESPONSES

DRAWN	GENERAL NOTES
DH/AH	- All dimensions in millimetres
DH	- Confirm all dimensions and levels on site prior to commencing work.
	- Use figured dimensions only.
	- Do not scale.
	- Comply with relevant authority requirements, the Building Code of Australia and all relevant Australian Standards when executing works described in this drawing.
	This drawing is to be printed in colour - certain aspects of drawings may not be clearly legible if printed black & white.
	Copyright in all documents and drawings prepared by JILA and in any work executed from those documents and drawings shall remain the property of JILA or on creation vest in JILA.

COLLABORATORS
Hill Thalys Architecture & Urban Projects
WSP Consulting
ARUP
AECOM

Jane Irwin Landscape Architecture

Studio 203  
61 Marlborough Street  
Surry Hills NSW  
Australia 2010

61 2 921 26957  
info@jila.net.au  
www.jila.net.au

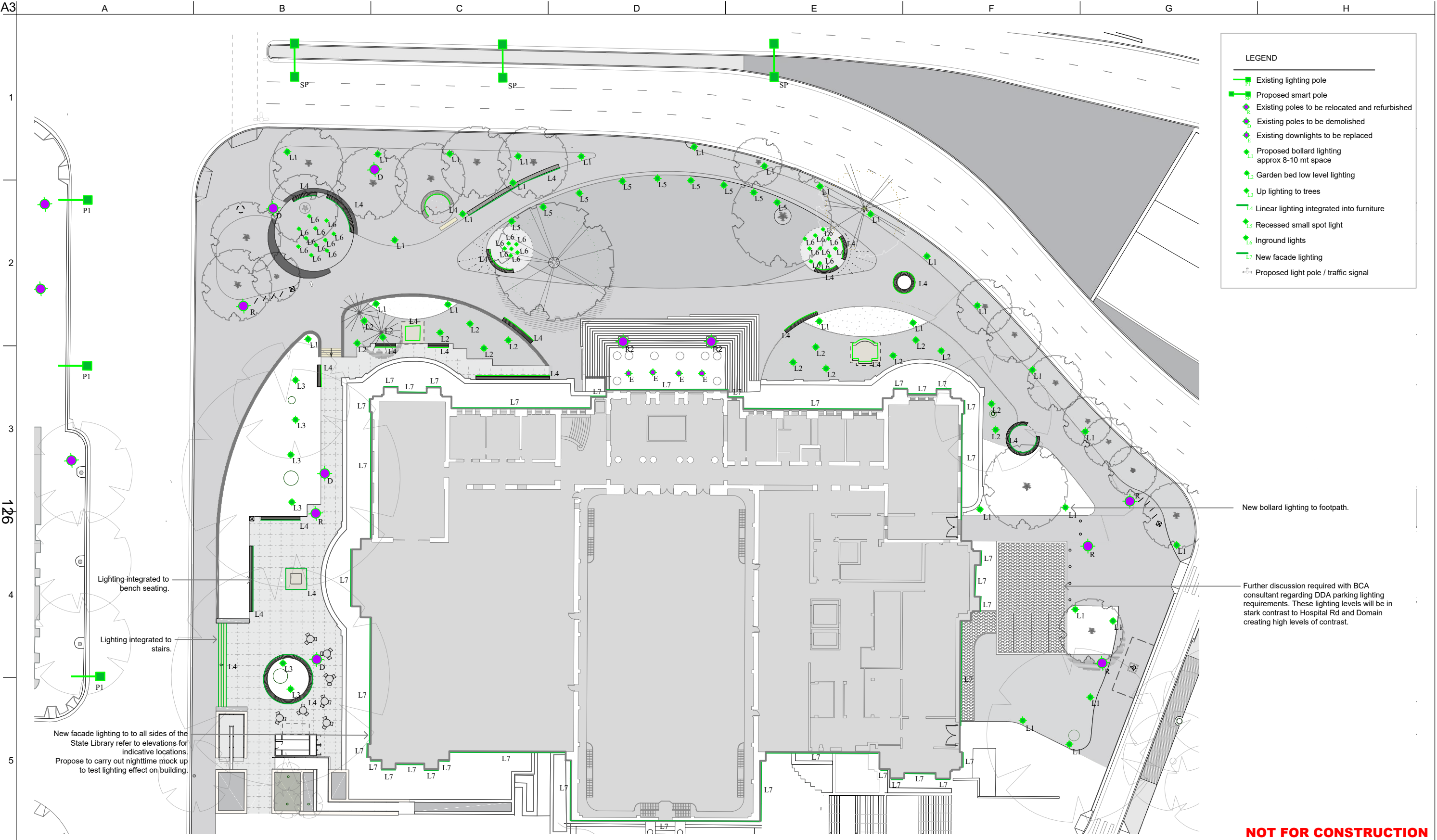
ABN 62 120 299



Property and Development NSW

DRAWING TITLE
Sections [4]
PROJECT
MSE Precinct - State Library Public Domain
CLIENT
PDNSW
ADDRESS
Shakespeare Place, Sydney NSW

JOB NO.	221001	DATE	31/1/2025
STAGE	IDA	REV	B
STATUS		DWG NO.	LD-503
DRAWN	DH/SS	SCALE	AS SHOWN @ A3
CHECKED	JI		



NOT FOR CONSTRUCTION



Design Model Version

Do not scale

A	18.07.24	SG	GA	RC
Development Application				
Issue	Date	By	Chkd	Appd

Client

Engineering Certification (RPEQ)

Name: ..... Area: .....  
Signature: ..... Date: .....  
RPEQ No: .....

Job Title

State Library Public Domain

Scale at A3

1:500

Discipline

Specialist Lighting

ARUP

Arup, Barrack Place, Level 5, 151 Clarence St  
Sydney, NSW, 2000  
Tel +61 (2)9320 9320 Fax +61 (2)9320 9321  
www.arup.com

Drawing Title

MSE PRECINCT  
State Library Public Domain  
GENERAL LIGHTING LAYOUT

Drawing Status

Development Application

Job No

292673

Drawing No


A01


Issue


A


© Arup


LEGEND

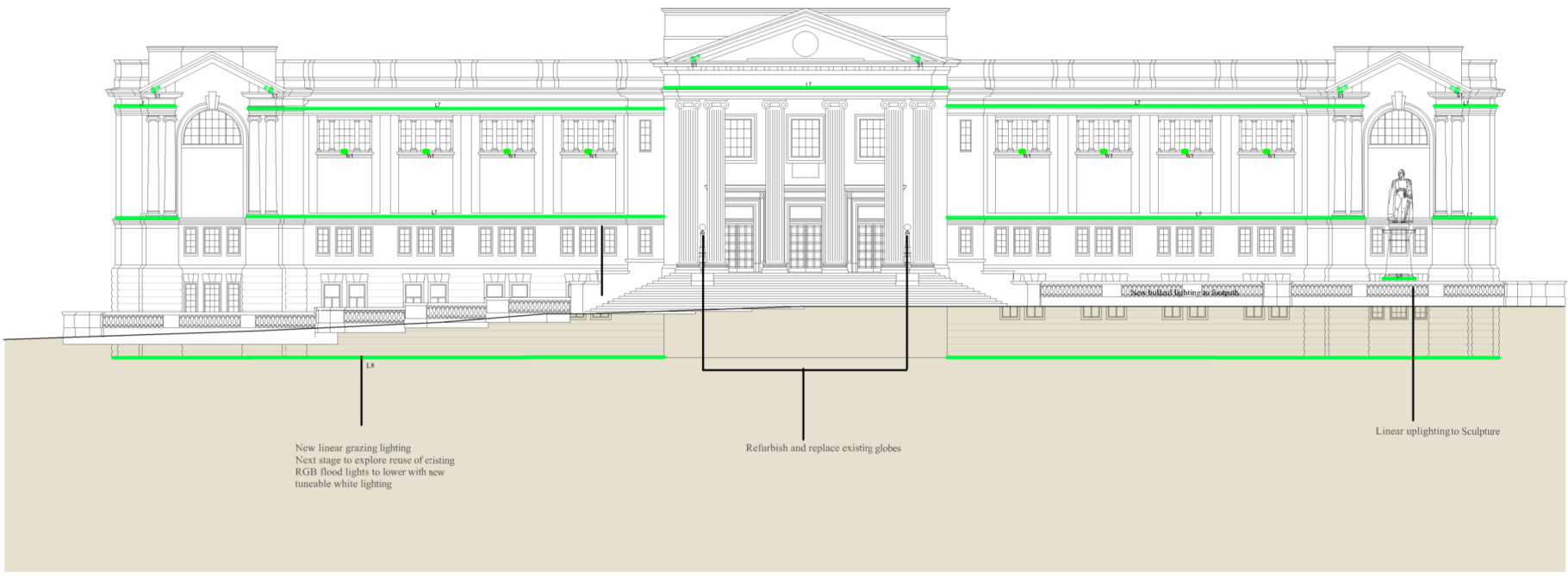
 Adjustable spot lights

 Linear lighting integrated into furniture

 Tunable white facade lighting

 Linear grazing lighting

 Window frame lighting



ADJCINS DRG No. xxxxx

NOT FOR CONSTRUCTION

Scales

A	18.07.24	SG	GA	RC
Development Application				
Issue	Date	By	Chkd	Appd

Design Model Version

Client

Engineering Certification (SEtip)

Name: \_\_\_\_\_ Area: \_\_\_\_\_  
Signature: \_\_\_\_\_ Date: \_\_\_\_\_  
RPEQ No: \_\_\_\_\_

Job Title

State Library Public Domain

Scale at A3

Discipline

Specialist Lighting

ARUP

Arup, Barrack Place, Level 5, 151 Clarence St  
Sydney, NSW, 2000  
Tel +61 (2)9320 9320 Fax +61 (2)9320 9321  
www.arup.com

Drawing Title

MSE PRECINCT  
State Library Public Domain  
Northern Elevation

Drawing Status

Development Application

Job No

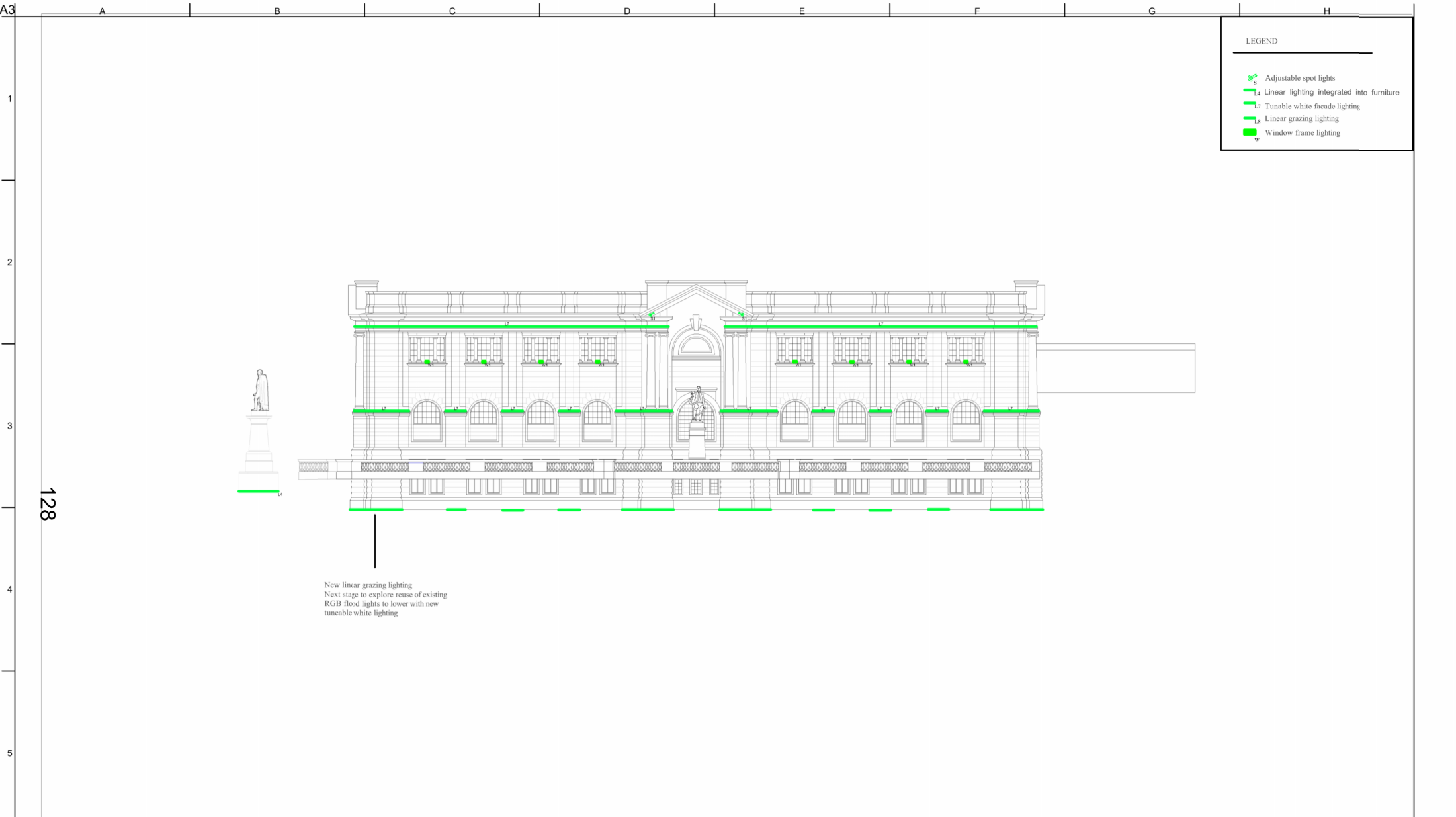
292673

Drawing No

E01

Issue

A



ADJOINS DRG No. xxxxx

NOT FOR CONSTRUCTION

Scales						Client	Shakespeare Place		Job Title	ARUP	Drawing Title MSE PRECINCT SHAKESPEARE PLACE Western Elevation		
Design Model Version	A	18.07.24	SG	GA	RC	Engineering Certification (EPF60)	Name: _____ Area: _____ Signature: _____ Date: _____ RPEQ No: _____	Scale at A3	Discipline Specialist Lighting	Drawing Status Development Application	Job No 292673	Drawing No E02	Issue A
	Development Application												
	Issue	Date	By	Chkd	Appd								